

Unveiling the Power of Heatmaps

Category: Technical Blog

August 18, 2024



TSI Digital Solution

We Reflect Your Wishes

- Services
 - Apps
 - Websites
 - e-Commerce
 - Social Media
 - Graphic Design
 - Branding
 - Copywriting
 - Photo- & Videography
 - Technical
- Projects
- Free Quote
 - Free Quote Websites
 - Free Quote Ecommerce
 - Free Quote Social Media
 - Free Quote Graphic Design
 - Free Quote Copywriting & Translations
 - Free Quote Photo & Videography
 - Free Quote Technical
- Blogs
- Contact
 - Affiliate Program
 - Courses
 - About

- Team TSI
- Languages
 - NL
 - BE

Hamburger Toggle Menu



- Services
 - Apps
 - Websites
 - e-Commerce
 - Social Media
 - Graphic Design
 - Branding
 - Copywriting

- Photo- & Videography
 - Technical
- Projects
- Free Quote
 - Free Quote Websites
 - Free Quote Ecommerce
 - Free Quote Social Media
 - Free Quote Graphic Design
 - Free Quote Copywriting & Translations
 - Free Quote Photo & Videography
 - Free Quote Technical
- Blogs
- Contact
 - Affiliate Program
 - Courses
 - About
 - Team TSI
- Languages
 - NL
 - BE

Hamburger Toggle Menu



Edit Template

Unveiling the Power of Heatmaps

[Get An Online Quote](#)

The Power of Heatmaps.





Elevating Your Website and Mobile Experience

Understanding how visitors interact with your website or mobile app is crucial. Enter heatmaps, a powerful tool that can transform the way you view and optimize your [digital platforms](#). But what exactly are heatmaps, and how can they benefit your business? Let's dive in.

What Are Heatmaps?

Heatmaps are visual representations of user interactions on a website or mobile app. They highlight areas where users click, scroll, or linger, using a color-coded system where “hot” colors like red and orange indicate high activity, while “cold” colors like blue show less engagement. These maps provide an intuitive and immediate understanding of user behavior, which can be invaluable for optimizing your site's design and functionality.

How Do Heatmaps Work?

Heatmaps work by tracking user interactions across various elements on your web page or app. The collected data is then visualized as an overlay on the interface, showing exactly where users are most engaged. Different types of heatmaps provide insights into various aspects of user behavior:

Click Heatmaps

Show where users are clicking the most, helping you identify popular buttons, links, and areas.

Scroll Heatmaps

Indicate how far down the page users scroll, revealing whether important content is being seen.

Move Heatmaps

Track mouse movement, which can often correlate with where the user's attention is focused.

Attention Heatmaps

Highlight areas that capture the most attention based on factors like color contrast and image size.

Why Are Heatmaps Essential?

Improved User Experience (UX)

Heatmaps allow you to see exactly how users are navigating your site or app. If critical buttons or links are being overlooked, you can reposition them to increase visibility and interaction. A better UX leads to happier users, which often results in higher conversions.

Optimized Design

Understanding which parts of your site draw the most attention can help you optimize your design. For instance, if a lot of clicks are happening on non-clickable elements, it may indicate a design flaw that needs fixing.

Enhanced Mobile Experience

Mobile users interact differently with websites compared to desktop users. Heatmaps can help you tailor the mobile experience by showing you how users are engaging with your site on smaller screens, allowing you to optimize for touch navigation and limited screen real estate.

Conversion Rate Optimization (CRO)

By understanding user behavior through heatmaps, you can make data-driven decisions to tweak your site's layout, content, and calls-to-action, ultimately boosting your conversion rates.

Why Heatmaps Should Be Done by Professionals

While heatmaps offer invaluable insights, interpreting them accurately requires a deep understanding of UX principles and user behavior. Here's why it's better to leave this task to professionals:

Avoid Misinterpretation

Heatmaps can be complex, and without the right expertise, you might draw incorrect conclusions. For example, a high concentration of clicks in one area might seem positive, but if those clicks aren't converting into desired actions, it signals a problem that needs addressing.

Integrated Strategy

A professional will not only analyze heatmaps but will also integrate these insights with other analytics tools to provide a comprehensive strategy for site optimization. This holistic approach ensures that changes are effective and aligned with your overall business goals.

Technical Expertise

Implementing heatmaps correctly involves technical know-how, especially for more advanced features like tracking dynamic content or filtering results by device type. Professionals ensure that heatmaps are set up correctly to provide accurate and actionable data.

Continuous Improvement

The digital landscape is always evolving. Professionals can continuously monitor heatmaps, making ongoing adjustments to keep your website or app performing at its best.

Final Thoughts


Heatmaps are a game-changer in understanding and enhancing user interaction on your website or mobile app. They provide clear, visual insights that can lead to significant improvements in design, UX, and conversion rates. However, to fully harness their power, it's crucial to have them in the hands of professionals who can interpret the data correctly and implement effective changes.

At TSI Digital Solution, we specialize in leveraging tools like heatmaps to transform your digital presence into a user-centric, high-performing platform. Let us help you unlock the full potential of your website or mobile app, ensuring that every visitor has a seamless and engaging experience. After all, in the world of digital, results matter more than anything else.

Frequently Asked Questions (FAQ)

What is a heatmap and what does it show?





A heatmap is a visual tool that shows where users click, scroll, and focus their attention on your website or mobile app. It uses a color scale (red for high activity, blue for low) to give you an immediate, intuitive view of user behavior.

What are the main types of heatmaps?






The main types are Click Heatmaps (show popular clicks), Scroll Heatmaps (reveal how far users scroll), Move Heatmaps (track mouse movement), and Attention Heatmaps (highlight areas capturing the most visual focus).

How can heatmaps improve my website's user experience (UX)?






Heatmaps reveal how users actually navigate your site. You can see if critical buttons or links are being missed and reposition them for better visibility and interaction, leading to a smoother experience and higher conversions.

Why are heatmaps important for mobile sites?





Mobile users interact differently. Heatmaps show exactly how they engage with your site on smaller screens, allowing you to optimize specifically for touch navigation and limited space.

Why should I hire a professional for heatmap analysis?





Professionals ensure accurate interpretation of the complex data, integrate insights with other analytics for a full strategy, provide the technical expertise for correct setup, and enable continuous, data-driven improvements to your site.

A heatmap is a visual tool that shows where users click, scroll, and focus their attention on your website or mobile app. It uses a color scale (red for high activity, blue for low) to give you an immediate, intuitive view of user behavior.

The main types are Click Heatmaps (show popular clicks), Scroll Heatmaps (reveal how far users scroll), Move Heatmaps (track mouse movement), and Attention Heatmaps (highlight areas capturing the most visual focus).

Heatmaps reveal how users actually navigate your site. You can see if critical buttons or links are being missed and reposition them for better visibility and interaction, leading to a smoother experience and higher conversions.

Mobile users interact differently. Heatmaps show exactly how they engage with your site on smaller screens, allowing you to optimize specifically for touch navigation and limited space.

Professionals ensure accurate interpretation of the complex data, integrate insights with other analytics for a full strategy, provide the technical expertise for correct setup, and enable continuous, data-driven improvements to your site.

[Reach Out to Us](#)

Ready to See What Your Users See?

Unlock the full potential of your website with professional heatmap analysis. Let TSI Digital Solution transform your digital presence into a high-performing, user-centric platform.

Contact [TSI Digital Solution](#) today for a seamless, engaging experience for every visitor.

Leave a Reply

Logged in as TSI Digital Solution. [Edit your profile](#). [Log out?](#) Required fields are marked *

Message*

[Go Back >](#)

[Get Yours Now](#)

I

TSI Digital Solution
We Reflect Your Wishes
Contact



TSI Digital Solution
(Brand of PT Tripple SoRa Indonesia)

Jl. Sunset Road No.815 Seminyak, Kuta, Badung, Bali – 80361, Indonesia



TSI Digital Solution
(Brand of PT Tripple SoRa Indonesia)

Jl. Sunset Road No.815 Seminyak, Kuta, Badung, Bali – 80361, Indonesia



[+\(62\) 813-3936-1507](tel:+6281339361507)



contact@tsidigitalsolution.com



www.tsidigitalsolution.com
www.tsidigitalsolution.be
www.tsidigitalsolution.nl

Services

- [Websites/e-Commerce](#)
- [Apps](#)
- [AI Agents](#)
- [Technical/SEO](#)
- [Branding](#)
- [Social Media](#)

- Graphic Design
- Copywriting
- Photo-& Videography



Facebook



Instagram



TikTok



YouTube



[LinkedIn](#)

Copyright © 2022 –

[TSI Digital Solution](#) | All rights reserved.

[Edit Template](#)